

Excel Touch XI882A Operator Interface

HONEYWELL EXCEL 5000 OPEN SYSTEM

PRODUCT DATA



General

Excel Touch (XI882) is an easy-to-operate and robust operator unit for the entire EXCEL 5000 range of plant controllers.

The touch-panel operation screens allow for easy and self-explanatory operation by finger-tip or by touch-pen (supplied). User-configurable fast-access lists can contain selected data-points, time programs, and parameters, thus permitting plant-oriented and customer-oriented operation.

Features

- Operation of all EXCEL 5000 controllers:**
 Excel Touch operates controllers belonging to both the Excel 500 family (e.g. Excel 50/100/500/800) and to the Excel Web family (XL1000, XL2000).
- Controller self-detection:**
 Excel Touch automatically recognizes the connected controller (Excel Web family or Excel 500 family) and automatically starts the correct form of communication.
- Local Languages:**
 Excel Touch comes with operation menus in the following languages: Dutch, English, French, German, Italian, Japanese, Norwegian, Spanish, Swedish.
 Other local language menus can be provided, upon request, and can be loaded via the USB interface.
- Uniform operation screens:**
 Regardless of the type of controller family, the Excel Touch's screens all have a similar look and feel.
- Password protection:**
 Excel Touch uses the existing password mechanisms of the controllers it is connected to:
 Three (3) password levels for Excel 500 family controllers
 Six (6) password levels of Excel Web family controllers.
- Upgrade of installed systems:**
 Excel Touch can be used to easily upgrade existing controllers to touch-screen operation, because it can simply replace existing XI582 operator interfaces.
- Bus-wide operation:**
 Once connected to a controller, Excel Touch allows bus-wide access to all other controllers on the same bus.
- Maintenance free:**
 Excel Touch is a solid-state product, without moving components like fan or hard-drive.
- 24 Vac and 24 Vdc operating voltage**
- Network security:**
 Due to its embedded Windows CE operating system – which is loaded upon every powering-up – Excel Touch is not prone to typical network security issues like viruses, Trojans, etc.

Specifications

Communication Protocols

Excel Touch provides an auto-detection mechanism which recognizes the type of controller (Excel 500 family controller or Excel Web family controller) to which it is connected. Based on the type of controller detected, it will automatically start the corresponding communication protocol.

HTTP

HTTP is used for communication with Excel Web controllers. (XL1000, XL2000)

FTP

FTP is available in Windows® CE. The user must enable it.

XCNAP

Honeywell proprietary protocol, used for communication with Excel 50/100/500/800 controllers.

Hardware Interfaces

Ethernet (used for Excel Web operation)

- 10/100 MBit/s, RJ45 female

RS232C (used for Excel 500 family operation)

- 9-Pin sub-D, male, 115 KBit/s

USB (for Memory Stick)

- two ports, USB Host 2.0, full-speed (max. 12 MBit/s)

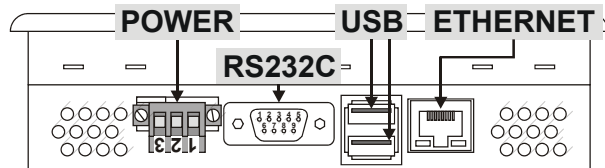


Fig. 1. Excel Touch hardware interfaces

Electrical Data

This is a Class-II device. It can be operated with a.c. or d.c., as desired.

The device's power plug connector is a 3-pole Phoenix MINI-COMBICON MC 1,5/3-GF-3,5 THT plug connector (included in shipment).

The device requires a dedicated power supply.

Operating Voltage

- 24 Vac \pm 10% (SELV as per DIN EN 61131), 50/60 Hz
- 24 Vdc \pm 20% (SELV as per DIN EN 61131), max. 10% ripple

Current and Power Consumption

- 0.4 A (typical), 0.6 A (max.) at 24 Vac
- 0.4 A (typical), 0.6 A (max.) at 24 Vdc
- connected power value: 9.6 W

Earth Fault Monitoring

If the operating voltage exceeds 27 Vac, a controlled leakage current to earth ground will protect the XI882A against electrical damage. In this situation, if earth fault monitors have been installed, these will give alarm.

If voltage peaks of more than 24 Vac + 10% (= 26.4 Vac) cannot be reliably excluded, we recommended using a rail-mounted Switch-Mode Power Supply (SMPS) instead of a conventional transformer, as the SMPS guarantees very tightly controlled secondary voltages at a price at or below that of conventional transformers.

Mechanical Data

Housing Dimensions

- Panel cut-out: 160 mm (6.299") horizontal x 118 mm (4.646") vertical
- Display frame: 168 mm (6.614") horizontal x 126 mm (4.961") vertical x 5 mm (0.197") thickness
- Construction depth: 40 mm (1.575")

Housing Material

- Display frame made of anodized aluminum
- Housing made of sheet metal, zinc-coated

Weight

- 0.9 kg (2 lbs.) (excl. unit packaging)

Mounting

- Panel door mounting

Calculated Lifetime of Weakest Components

- MTBF \geq 5 years (battery)

Display

- Color TFT graphic display, 64,000 colors
- 5.7", 86.4 mm x 115.2 mm display area
- 320 x 240 pixels
- analog resistive touch-panel, 4-wire
- backlight, > 45,000 hrs lifetime (i.e. after 45,000 hrs of active backlight use, intensity will have dropped to 50%)
- Configurable auto-switch-off for the backlight

CPU

Processor

ARM 9, 200 MHz

Operating System

Windows CE 5.0 Professional

Memory

- 128 MB SDRAM
- 512 kB S-RAM
- 64 MB Flash Memory, > 100,000 write cycles

Real-Time Clock

- Accuracy: ± 120 ppm
- 5 years buffered by lithium battery

Environmental**Temperature**

- Storage: $-25 \dots +70^{\circ}\text{C}$ ($-13 \dots +158^{\circ}\text{F}$)
- Operation: $0 \dots +50^{\circ}\text{C}$ ($+32 \dots +122^{\circ}\text{F}$)

Ambient Humidity (operation and storage)

- 10 to 95% relative humidity, non-condensing

Protection Class

- IP65 (front), IP20 (back)

Certifications

- CE
- RoHS-compliant

Warranty

Please refer to Honeywell terms and conditions.

Local Language Support**Operation Menus**

- Excel Touch comes with operation menus in the following languages: English, German, French, Spanish, Italian, Swedish, Japanese, and Dutch. Other, local language menus can be provided, upon request.

Application Specific Information

- WIN CE 5.0 supports the languages listed below. Thus, application-specific information (data-point and descriptor names, alarm texts, time program, names, etc.) are supported in the following language character sets:
 - Bulgarian
 - Croatian
 - Czech
 - Danish
 - Dutch
 - English (US)
 - Finnish
 - French
 - German
 - Hungarian
 - Italian
 - Japanese
 - Norwegian
 - Polish
 - Portuguese (Brazil)
 - Portuguese (Portugal)
 - Romanian
 - Russian
 - Serbian (Cyrillic)
 - Serbian (Latin)
 - Slovak
 - Slovenian
 - Spanish
 - Swedish

Password Protection

- Excel Touch uses the existing password mechanisms of the controllers it is connected to:
 - Three (3) password levels for the Excel 500 family of controllers
 - Six (6) password levels of the Excel Web family of controllers.

Models / Order Numbers

The following parts are included in the delivery of the XI882A:

- Touch-Panel XI882
- Operating pen
- Pen holder
- Panel door mounting kit (4 clamps with fastening bolts)
- Mounting Instructions (MU1B-0387GE51)
- 3 m Ethernet Cross-Over cable (allows direct connection to XL1000, XL2000)

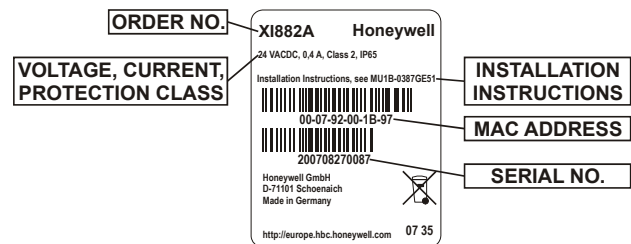


Fig. 2. Manufacturer's plate

Spare Parts (can be ordered separately)

- Operating pen with pen holder, power wiring terminal, panel door mounting kit, Ethernet cross-over cable, Installation Instructions (Honeywell order no.: XI882-ACC)

Dimensions

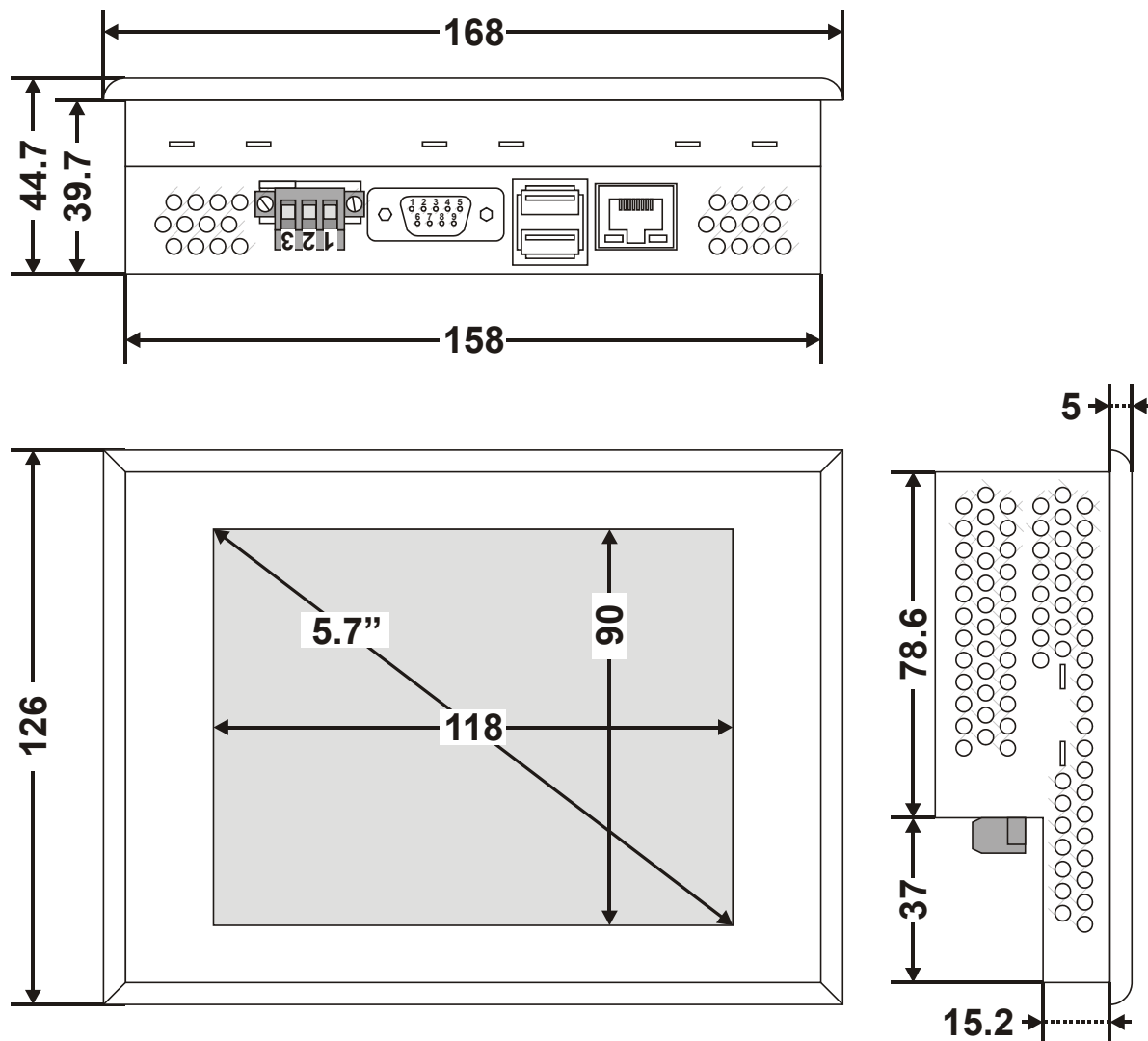


Fig. 3. Excel Touch, dimensions (in mm)

Honeywell

Manufactured for and on behalf of the Environmental and Combustion Controls Division of Honeywell Technologies Sàrl, Rolle, Z.A. La Pièce 16, Switzerland by its Authorized Representative:

Automation and Control Solutions

Honeywell GmbH
 Böblinger Strasse 17
 71101 Schönaich, Germany
 Phone +49 (0) 7031 637 01
 Fax +49 (0) 7031 637 740
<http://ecc.emea.honeywell.com>

EN0B-0615GE51 R0714

Subject to change without notice